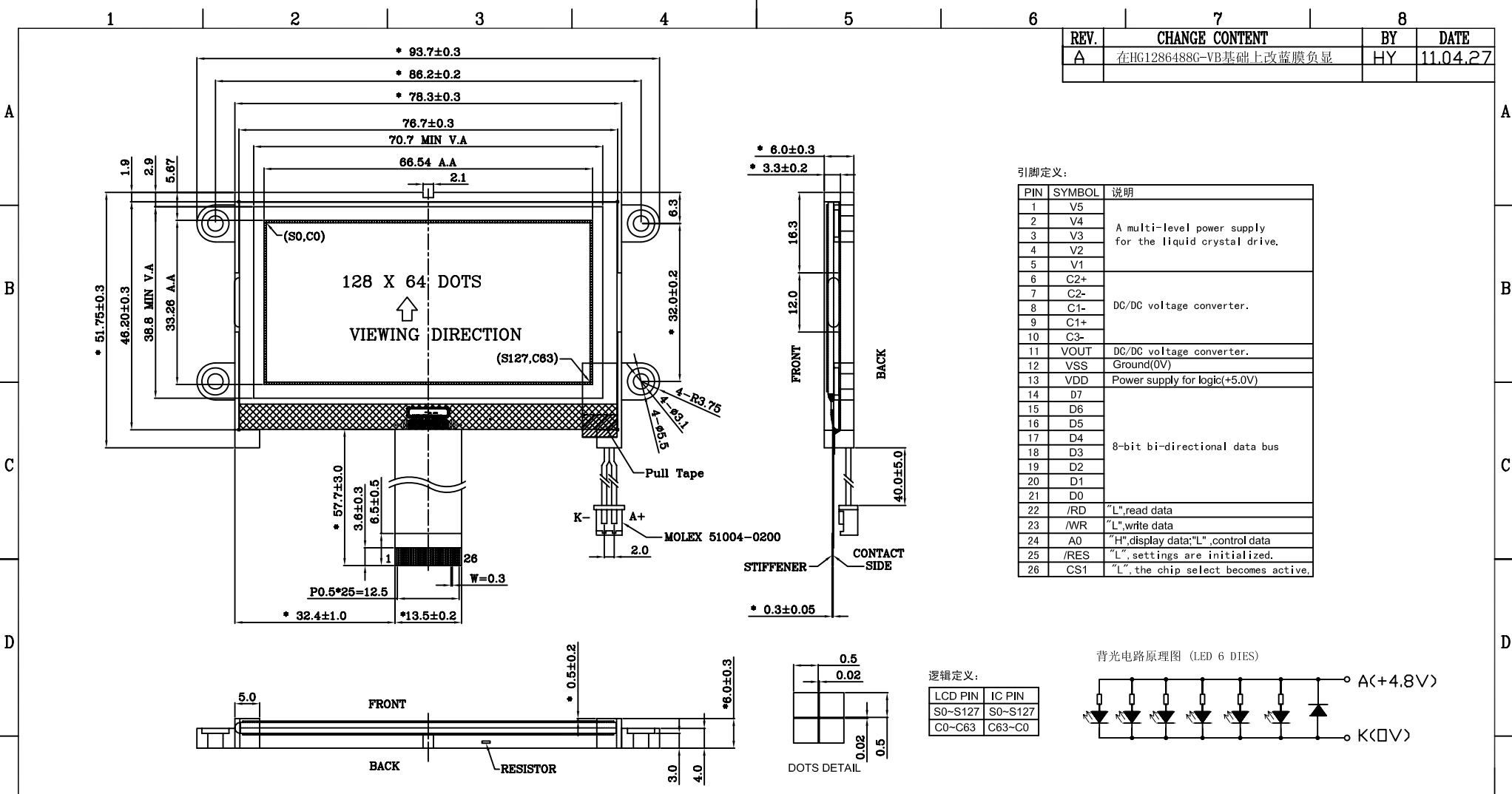


REV.	CHANGE CONTENT	BY	DATE
A	在HG1286488G-VB基础上改蓝膜负显	HY	11.04.27

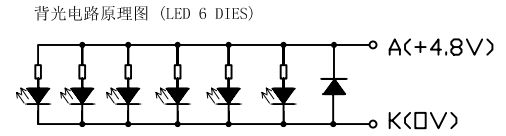


引脚定义:

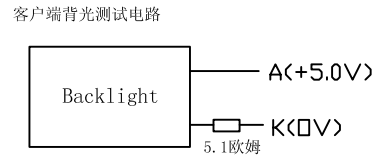
PIN	SYMBOL	说明
1	V5	A multi-level power supply for the liquid crystal drive.
2	V4	
3	V3	
4	V2	
5	V1	
6	C2+	DC/DC voltage converter.
7	C2-	
8	C1-	
9	C1+	DC/DC voltage converter.
10	C3-	
11	VOUT	
12	VSS	Ground(0V)
13	VDD	Power supply for logic(+5.0V)
14	D7	8-bit bi-directional data bus
15	D6	
16	D5	
17	D4	
18	D3	
19	D2	
20	D1	
21	D0	
22	/RD	"L",read data
23	/WR	"L",write data
24	A0	"H",display data;"L",_control data
25	/RES	"L",_settings are initialized.
26	CS1	"L",_the chip select becomes active.

逻辑定义:

LCD PIN	IC PIN
S0-S127	S0-S127
C0-C63	C63-C0



- NOTES 1:
- 1). DISPLAY TYPE : STN/BLUE/UV
  - 2). DISPLAY MODE : TRANSMISSIVE/NEGATIVE
  - 3). VIEWING DIRECION : 6 O'CLOCK
  - 4). POWER SUPPLY FOR LOGIC : 5.0V
  - 5). OPERATING TEMP : -20°C TO +70°C  
STORAGE TEMP : -30°C TO +80°C
  - 6). LCD CONTROLLER : SPLC501C
  - 7). DRIVER METHOD: 1/64 DUTY,1/9 BAIS,Vop=9.3V
  - 8). LED- COLOR:WHITE,6 DIES,If=90mA , VBL=4.8V±0.2V
  - 9). UNMARK TOLERANCE IS :±0.3mm
  - 10). ROHS.
  - 11). \*为重要尺寸



北京海讯华田电子有限公司				DRAWING No. : HG1286488G-bT62L-VC					
				DRAWING TITLE : LCM					
DESIGN				HY	11.04.27	STANDARD		REV. : A	SCALE : 1 : 1
CHECKED						TECHNOLOGY		PROJECTION:	UNIT : mm
APPROVED						Q.A		第一角投影	SHEET : 1/1