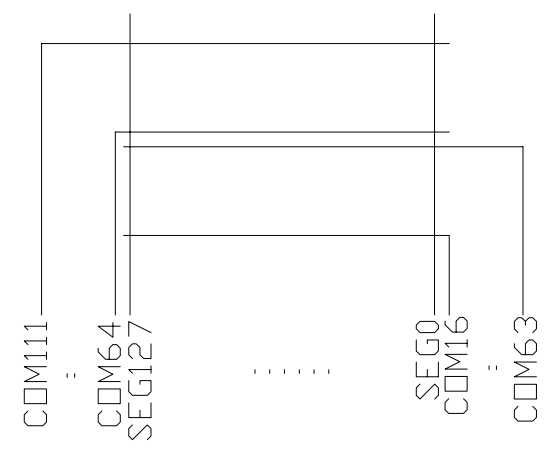
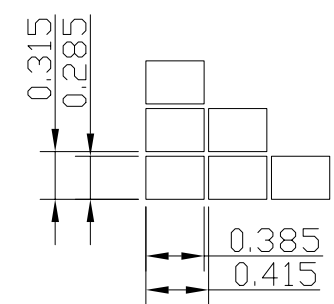
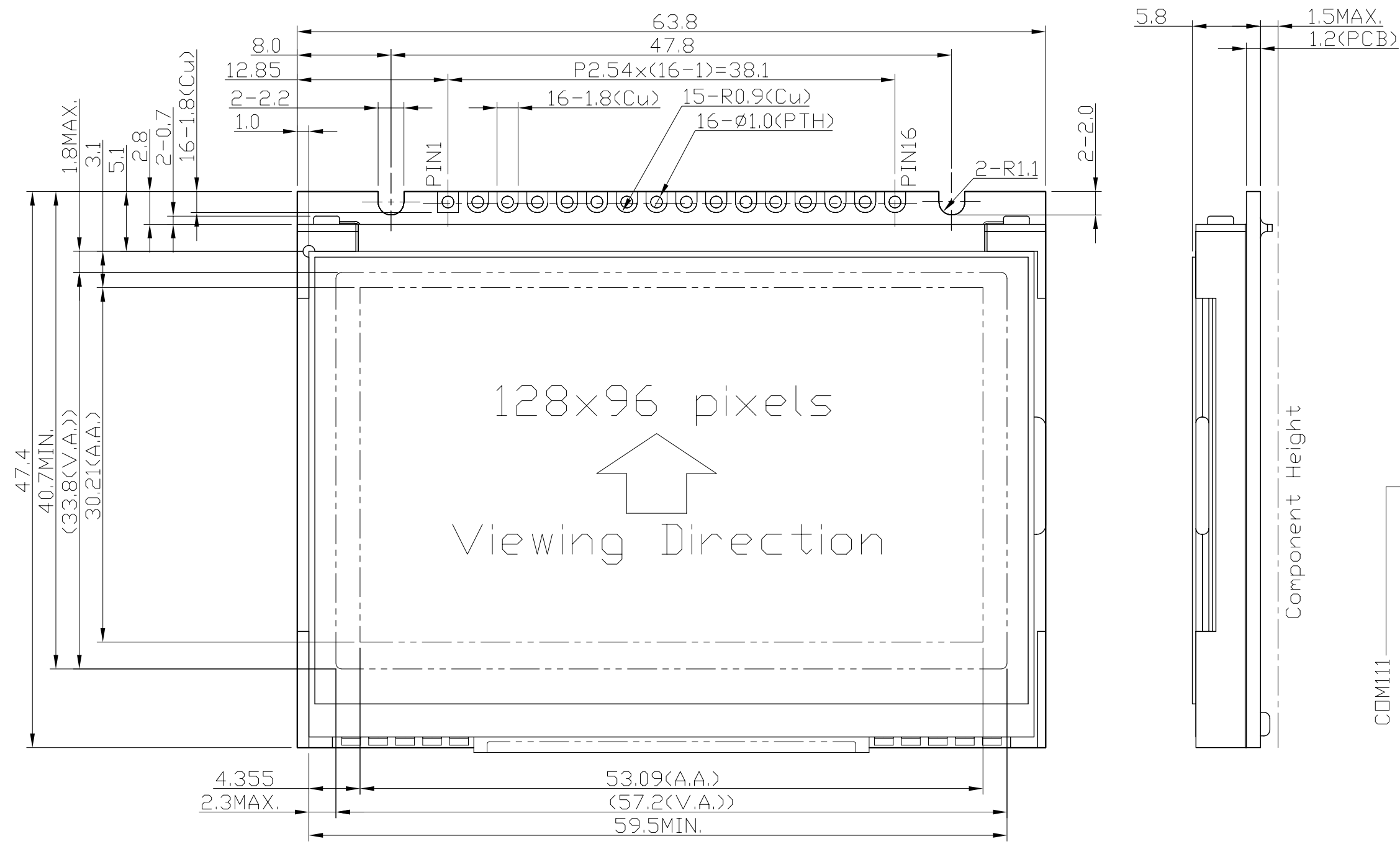
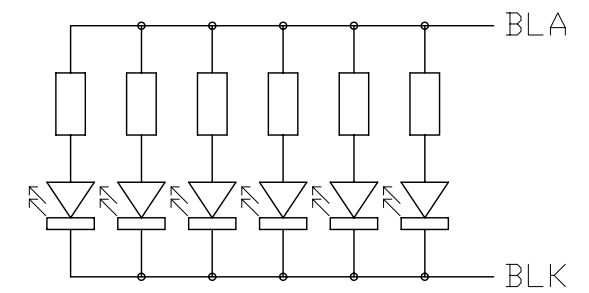


Terminal	
No.	Pin Name
1	/CS
2	/RST
3	RS
4	/WR(R/W)
5	/RD(E)
6	DB0
7	DB1
8	DB2
9	DB3
10	DB4
11	DB5
12	DB6(SCLK)
13	DB7(SID)
14	VDD
15	VSS
16	BLA



Wiring Details(Top View)
Scale=20/1

- Note:
- *1. LCD Display Type : STN, Negative, Transmissive
 - *2. Viewing Direction : 6H
 - *3. Duty : 1/96 ,Bias : 1/10
 - *4. Operating Voltage : 3.3V
 - *5. Backlight Color : White
 - *6. Built in LCD Controller : S6B0741
 - *7. Operating Temperature : -20°C ~ 70°C
 - *8. Storage Temperature : -30°C ~ 80°C



Backlight Circuit
(No. of LEDs = 6pcs)
Scale=free

C		
B		
A		
Rev	Note	Date
Dwg	Title	
LM9033A-1 Outline Dwg		
Dwg No.	MK-001142-1-1	Date
Scale	Tol.	Unit
5/2	±0.5	mm
Approved	Checked	Paper Size
		A3
		Drawn
		Li Shuai

TOPWAY