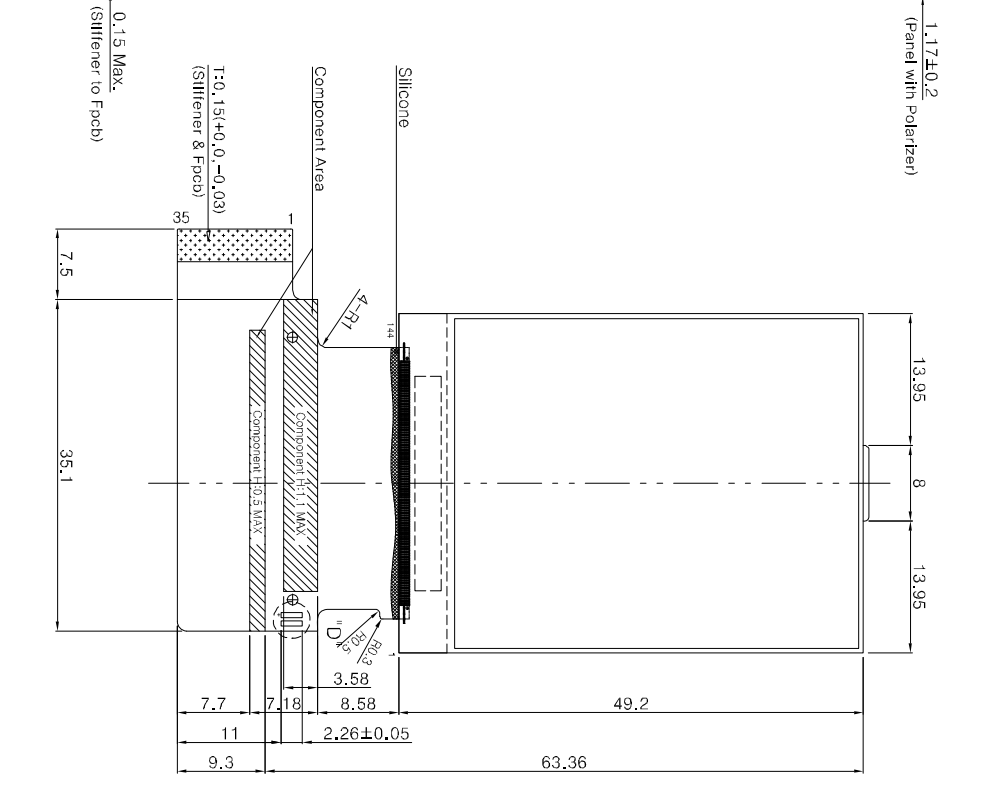
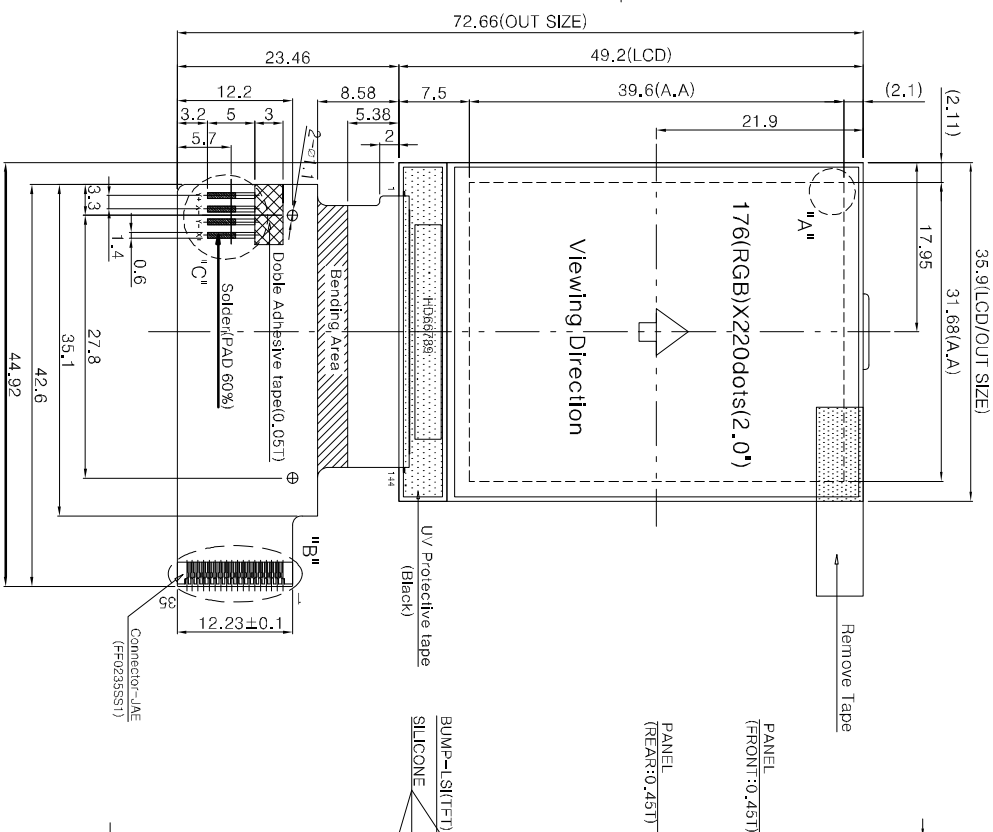
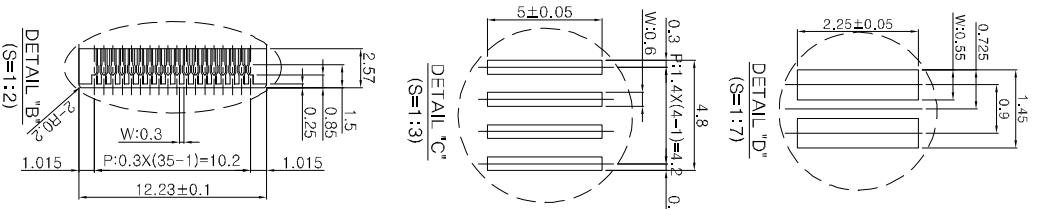


35-PIN TABLE

NO.	SYMBOL
1	VCC
2	VCC
3	VCC
4	X+
5	Y+
6	X-
7	Y-
8	D15
9	D14
10	D13
11	D12
12	D11
13	D10
14	D9
15	D8
16	D7
17	D6
18	D5
19	D4
20	D3
21	D2
22	D1
23	D0
24	/CS
25	/RESET
26	RS
27	/WR
28	/RD
29	VSS
30	VSS
31	VSS
32	NC
33	LED_AN
34	NC
35	LED_CA



NOTES

1. Display type : 65k, TFT, T/M, Negative
2. Driver LSI : HD66789
3. Operating Temperature : -20°C TO 60°C
4. Storage Temperature : -30°C TO 70°C
5. CPU I/F : 180 mode

REV.	DATE	ECN NO.	DESCRIPTIONS	DRW. NO.	REF. NO.	REV. NO.	STD. TOL.	DIM.	SCALE	SIZE	PAGE	APPROVED	CHECKED	DESIGNED
△	Sep.29. '05		Initial Release	VG17H29B(FOG TYPE)	VG17H29-TLT-B	00	±0.2	mm	N/S	A4	1/1	J.M. KIM, 09/30. 05	J.W. LEE, 09/30. 05	K.R. KIM, 09/29. 05



張強