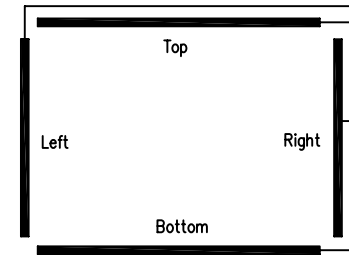


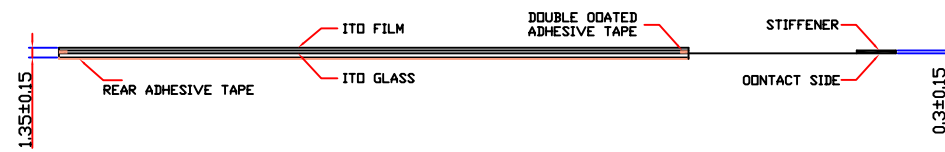
1. Glass Thk: 1.1mm
2. Film Type: Non-Glare
3. Total Thk: 1.35±0.15mm
4. Linearity: ±1.8% or less
5. Transmittance: 80% or more
6. Resistance  
200 < Y < 750 ohm  
350 < X < 900 ohm
7. Connector: FPC
8. General Tolerance: ±0.5

CIRCUIT DIAGRAM

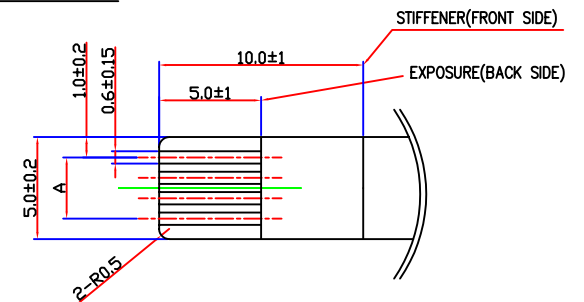
SIGNAL ASSIGNMENT



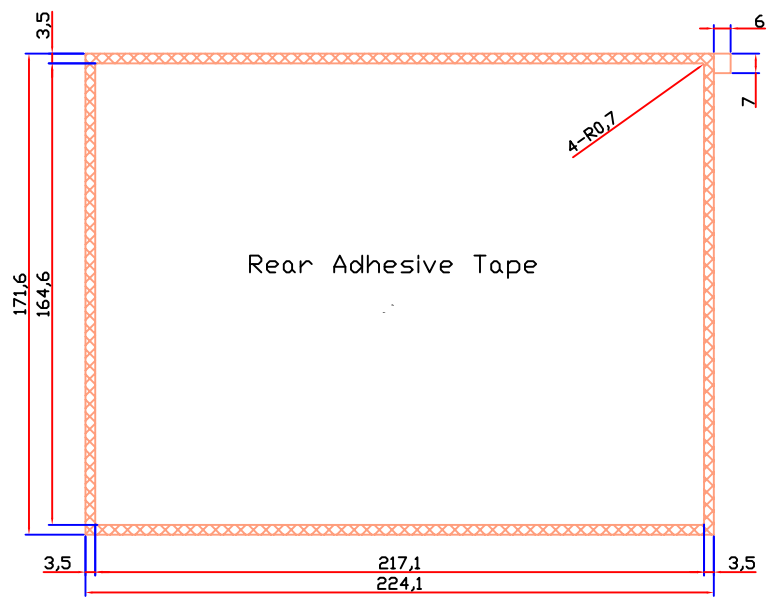
Pin No	Signal
1	Left
2	Top
3	Right
4	Bottom



Detail "AA"



A=P1.0\*3=3.0±0.2



**NOTE:** The HantouchUSA Incoming Inspection Standard is part of this drawing. This quality and performance document can be viewed at: [www.hantouchUSA.com](http://www.hantouchUSA.com), under Incoming Inspection Standards.

REV.No.	REVISED	DATE	DRAWN	CHECKED	APPROVED	DRAW	APPROVE	STD.TOL	UNIT	mm	DRAWING NO.	REV.
1	△ Add a Rear DAT	07.01.11	H.Y. IM	K.B. KIM	Y.J. OH	CHECK			SCALE	NONE	H3104A-NDJHD62-R	1
0	NEW DRAW	02.01.12	W.J. KIM			DESIGN					DESCRIPTION	SHEET
											10.4" TOUCH PANEL	1/1

